

THE NEW POPUP DISCOVERY THAT HAS THE POWER TO GET YOUR POPUP ON DOZENS, HUNDREDS, OR EVEN THOUSANDS OF PAGES, SITES AND FUNNELS ON THE WEB

Hello,

Marlon here.

Would you like to get dozens, hundreds or thousands of sites, pages and funnels around the web?

- Building your list?
- Booking appointments for you?
- Sending you sales?
- Funneling leads to you?

All without you paying even a dime upfront?

If so, then strap in because I have something brand new and very exciting to share with you.

I'll keep this short.

But if you don't know me, my name is Marlon Sanders. I've been marketing online full time since 1997 and helping others do the same.






I've spoken at 120 seminars around the world. Here's me at Wembley arena in London:



The point is, I've been doing this quite awhile.

In the old days, it was great. I had an popup on my websites that would popup when people left my site.

It had links to my other products.

 exitpop	124,071	109,053	21,561	341	19.77%
 exitretarget	2	1	1	0	100.00%
 marlonsnewscovert	143	141	0	1	0%
 multipage	245	202	1	1	70.00%
 siteexit	4,843	4,235	2,004	75	56.00%
Total	135,160	119,463	24,078	418	20.16%

Obviously, I don't have stats going back to 1997. lol. But that's one I was able to grab.

The point is, it was a lot of visitors.

Not only that, I was able to get my affiliates, ambassadors and supporters to place my links on their sites, pages, funnels, download pages and thank you pages in exchange for a commission on sales.

That resulted in a massive amount of traffic and sales. This isn't all my sales by any stretch of the imagination. It's some of them. I can document 70,000, and I think it was over 100,000.

The screenshot shows a payment record interface with a search filter and a table of transactions. The search filter includes options for 'Search by date' (From: January 01, 1998; To: January 17, 2018) and 'Search by string'. The table displays columns for #, Change Time, Member, Product, Period, Payment System, Receipt#, Amount, Paid, Status, and Edit/Delet options. The table shows 20 displayed records, with a total amount of 446.70 and a grand total of 2799245.70.

#	Change Time	Member	Product	Period	Payment System	Receipt#	Amount	Paid	Status	
41182	10/07/2008 10:09:42	marionsang2	Red Factor	10/07/2018 - 10/07/2008	manual	manual	0.00	YES	Expired	Edit Del
10687184	01/11/2018 06:53:14	robertiem	Pending Order	01/11/2018 - LIFETIME	pending		0.00	YES	Active	Edit Del
10687185	01/11/2018 06:53:15	robertiem	Promo Dashboard	01/11/2018 - 01/11/2028	paypal_r		59.95	NO	Not-Paid	Edit Del
10687182	12/28/2017 13:35:07	cheesterretly	Pending Order	12/28/2017 - LIFETIME	pending		0.00	YES	Active	Edit Del
10687183	12/28/2017 13:35:08	cheesterretly	Promo Dashboard	12/28/2017 - 12/28/2027	paypal_r		59.95	NO	Not-Paid	Edit Del
10687181	12/25/2017 14:24:48	caroline3	Info-Product Dashboard	12/25/2017 - 12/25/2037	paypal_r	3Y900381T4141213V	59.95	YES	Active	Edit Del
10687179	12/17/2017 18:43:35	2xtremeblogger	Traffic Dashboard Turbo Activation	12/17/2017 - 12/17/2042	free	97.73.80.63	0.00	YES	Active	Edit Del
10687177	12/04/2017 02:06:41	hrissis	- Amazing Formula - Special Offer	12/04/2017 - 12/04/2042	paypal_r	4009833753957953G	27.00	YES	Active	Edit Del
10687175	11/24/2017 10:46:11	peterliffery	Info-Product Dashboard	11/24/2017 - 11/24/2037	paypal_r	0RT176220G410301P	59.95	YES	Active	Edit Del
10687173	11/04/2017 01:58:35	meshing	Info-Product Dashboard	11/04/2017 - 11/04/2037	paypal_r	10A13834F36629744	59.95	YES	Active	Edit Del
10687172	11/02/2017 09:37:38	meshing	Info-Product Dashboard	11/02/2017 - 11/02/2037	paypal_r		59.95	NO	Not-Paid	Edit Del
10687169	11/01/2017 11:07:03	truck	Pending Order	11/01/2017 - LIFETIME	pending		0.00	YES	Active	Edit Del
10687170	11/01/2017 11:07:03	truck	Push Button Survey Software	11/01/2017 - 12/01/2017	paypal_r		10.00	NO	Not-Paid	Edit Del
10687167	10/30/2017 09:39:41	testing	Push Button Survey Software	10/30/2017 - 11/29/2017	paypal_r		10.00	NO	Not-Paid	Edit Del
10687168	10/30/2017 09:51:51	testing	Trial: Push Button Survey Software	10/30/2017 - 11/29/2017	paypal_r		0.00	NO	Not-Paid	Edit Del
10687165	10/29/2017 00:59:49	testing	Push Button Survey Software	10/29/2017 - 11/28/2017	paypal_r		10.00	NO	Not-Paid	Edit Del
10687166	10/29/2017 02:50:08	testing	Push Button Survey Software	10/29/2017 - 11/28/2017	paypal_r		10.00	NO	Not-Paid	Edit Del
10687160	10/28/2017 12:12:38	testing	Pending Order	10/28/2017 - LIFETIME	pending		0.00	YES	Active	Edit Del
10687161	10/28/2017 12:12:38	testing	Push Button Survey Software	10/28/2017 - 11/27/2017	paypal_r		10.00	NO	Not-Paid	Edit Del
10687162	10/28/2017 16:43:33	testing	Push Button Survey Software	10/28/2017 - 11/27/2017	paypal_r		10.00	NO	Not-Paid	Edit Del
20 displayed							TOTAL	446.70		
0 displayed							COUPONS TOTAL	0.00		
42956 records found							GRAND TOTAL	2799245.70		

I'm not bragging. I just want you to get the big picture.

From Warriorplus alone, I've had affiliates send me \$75,122.53 using what I call "Traffic Funneling" methods, where you funnel traffic (visitors or eyeballs on your offers) from other people's sites, pages, thank you pages or download pages to YOURS.

Anyway, the point is, a lot of those sales came because I gave affiliates a variety of TOOLS to promote with.

And one of those tools I gave affiliates was popups for my different products that they could place on their sites, pages, download pages and so forth.

It was easy for them.

And they got paid for sales.

I had “ecourses” they could offer.

I had straight product pitch popups.

I had all kinds of stuff. I don't know how much of the sales came specifically from popups. But they're part of a “traffic funneling” strategy.

Everyone used this software program called Exit Splash to pop their popups when people left their sites and pages.

It was great. I loved it.

You could put the popup code on UNLIMITED SITES without paying a monthly fee or getting soaked for additional costs per domain.

But then people got stupid and started abusing popups. If you've been around a long time you remember when you'd leave a page and you'd get TEN popups all at once!

It was insane.

Crazy.

Ridiculous.

So obviously the big boys had to do something. Google, Firefox and the rest of 'em leaped in to the rescue.

That was the day popups 1.0 died!

I hated it.

You could almost hear Don McLean singing:

*Bye, bye Miss American Pie
Drove my Chevy to the levee but the levee was dry
And them good ole boys were drinking whiskey and
rye Singin' this'll be the day that I die*

Wait a minute. I'm showing my age. lol.

Moving on ... over time, marketers do what marketers do.

They adapt.

You adapt or die. And on that point, I don't think there's any argument.

So marketers created new breeds of popups that couldn't be blocked.

I call these Popups 2.0.

They were the second round of popups.

These popups worked on timers where the popup would appear after you had been on the page X amount of time.

Or the popup would pop when your mouse entered the navigation bar at the top of the page.

This is called "EXIT INTENT."

The popup shows when it appears people intend to exit the page by moving their cursor or mouse to the navigation menu at the top where they can type a new web address.

For awhile page peel popups were all the rage.

When you started to leave the site, it was as though a corner of the page peeled down and revealed a message.

These fell out of use largely as more sophisticated or advanced popups came on the scene.

I call this Popups 3.0.

You had popups that would only display if you scrolled down the page 25% or 50%.

You had “layered popups” that would fly onto the page in pieces. Quite a visually stunning effect.

You had countdown timers on popups when people leave or “abandon” your shopping cart or order page.

These popups offer a discount, a coupon or a free bonus, usually in exchange for opting in with an email address.

They then get 4 or 5 follow up emails reminding them to “place their order.”

These abandoned cart popups with email follow up have proven to reclaim a good percentage of orders for many businesses. You see all kinds of statistics but the range of 20% is common.

There are many things you can do with abandoned cart popups:

- ✓ Offer a coupon
- ✓ Ask for feedback

- ✓ Get an email address
- ✓ Offer a bonus for ordering now
- ✓ Offer free shipping
- ✓ Invite them to a giveaway

As you can see, popups are like a Swiss Army Knife you can use in so many ways.

Once you set up your abandoned cart popup, day and night, 7 days a week, it's saving orders for you.

If that's ALL you used popups for, it'd be so worth it.

But there's more. So much more. Once you solve the "fly-in-the-ointment" problem.

But The Fly In The Ointment With These New Popups Was They Were LOCKED To A Domain!

Popup companies got smart or greedy. However you wanna look at it.

They figured out that they could make more money if you had to pay more for every single site or domain you wanted to put your popups on.

So they LOCKED DOWN your popups to a specific domain or site.

And if you wanted to stick your popups on another site or domain, you had to dig deep and fork over more and more dough.

NOT COOL!

This Meant Your Affiliates, Partners or Friends Could NOT Stick Your Popups On THEIR Sites or Pages!

That killed a super powerful tool you could give your affiliates.

The popup companies grew like weeds and popped up everywhere.

And affiliates, product creators and product promoters had to pay through the nose to get popups on their sites.

But marketers do what marketers do.

It took me around a YEAR to figure this out.

It took around a year of experimentation and research to find a SIMPLE SOLUTION to this dilemma.

I went in deep dive mode on research going to probably 100's of sites and signing up and testing out every popup solution I could find.

Wisepops, Optinmonk, Hustle pops, Icegram, Hellobar, Popup Domination, Popup Maker, Popup Master – oh heck.

I won't try to name them all because it's a very long list.

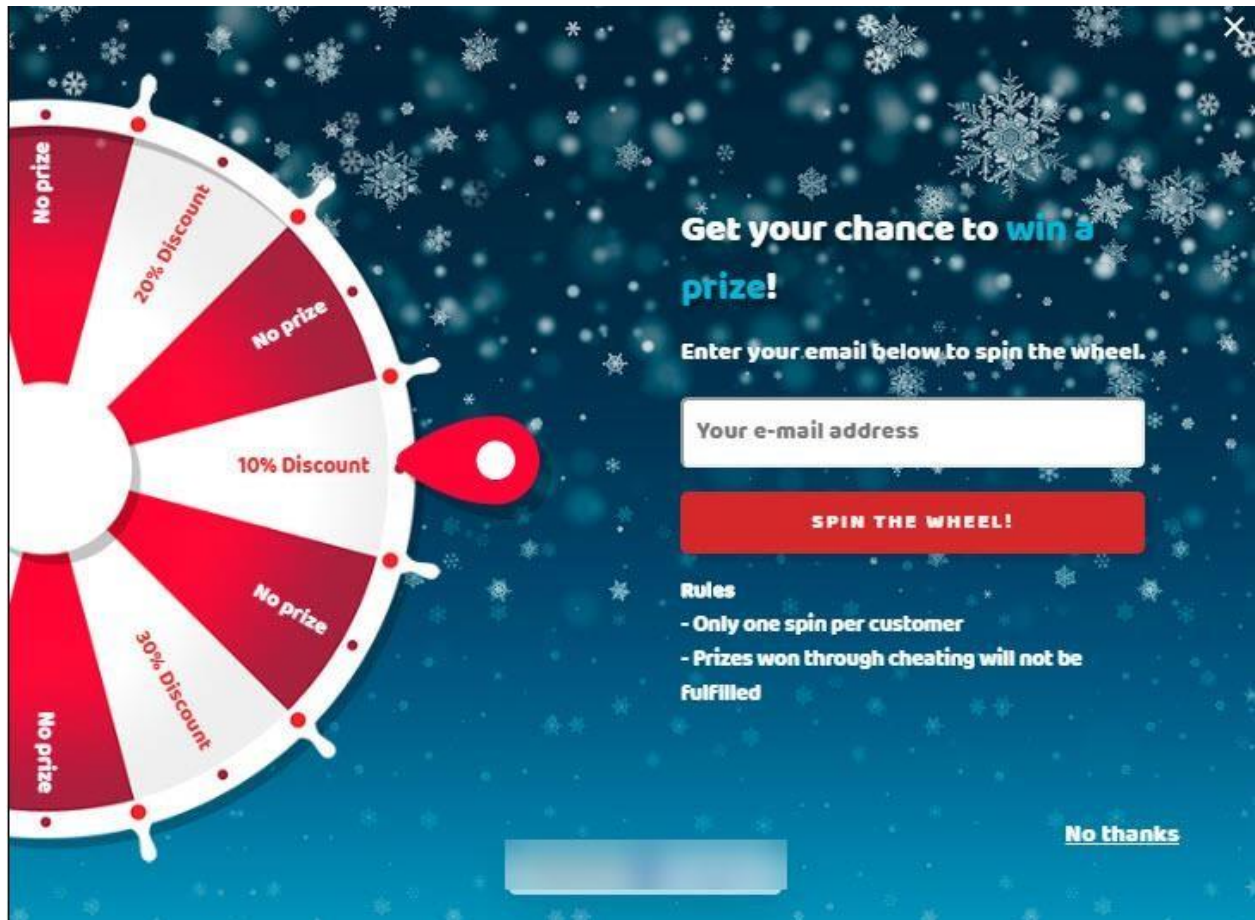
But let me tell you what I found:

1. As I researched this, my mind was blown.

I discovered I had NO IDEA about some of the new innovations in popups.

While I felt that the popup companies, or some of them, were over-priced or greedy, I was also amazed at the NEW options you had.

For example, Spin To Win style popups where you can literally see the wheel spin and see what you win.



The snowflakes on that one are animated and really grab your attention.

You have a wide variety of designs available:

Theme



Check this out:

For each option on the wheel, you can assign the percentage of time the wheel will land on that option!

And you can determine what the offer will be for each option:

Slices				
Type	Label	Value		Percentage
Coupon code	10% Discount	10OFF	⚙	30.0000 %
No prize	No prize		⚙	0.0000 %
Coupon code	20% Discount	20OFF	⚙	15.0000 %
No prize	No prize		⚙	0.0000 %
Coupon code	30% Discount	30OFF	⚙	5.0000 %
No prize	No prize		⚙	0.0000 %
Coupon code	10% Discount	10OFF	⚙	30.0000 %
No prize	No prize		⚙	0.0000 %
Coupon code	20% Discount	20OFF	⚙	15.0000 %
No prize	No prize		⚙	0.0000 %
Coupon code	30% Discount	30OFF	⚙	5.0000 %
No prize	No prize		⚙	0.0000 %
Total:				100 %

[Save slices](#)

While some of the popup companies are pretty stingy with their pricing plans, there are a FEW who are generous.

For example, the wheel-of-fortune service above gives you 5,000 impressions FREE per month.

In other words, you can show your spin-to-win style popup to 5,000 people each month for FREE!

Yahoo!

What's more, you're NOT locked down to a single domain!

And this is just ONE of MANY Popup Secrets I discovered.

As I researched deeper and deeper, like I said, my mind was blown.

Here are just SOME of the secrets I discovered

- Popup A got 23 signups out of 1,687 visitors (1.36%). Popup B got 12 signups from 1,722 visitors (.69%). Do you know the difference?
- Get this: An exit intent freaking coupon converts 35% of lost customers. Who woulda ever guessed it? (You can fire it up for yourself within minutes)
- You want popups? I got free popups for you. Exit intent. Cart abandonment. All kinds of popups. Free. Just paste the code on and collect your sales and commissions.
- This page grabbed 88 leads from only 1,254 visitors. Want to see it? Still, if you want really awesome advanced features, you should take a look.
- Pasting this code on a website consistently increased conversions 40% across multiple tests and variations. That's massive. A 40% increase in conversions! Want to copy and paste this code?
- After testing on 27,123,447 impressions and collecting 3,088,483 emails, here's the secret behind the 11.4% response rate.
- How to turn any e-book or info product you have viral
- Shopping cart abandonment: How to bring 'em back and get the sales. Actual examples you can model.

- How to cash in on other people's "lost" traffic
- Why you do NOT need buy popup software that requires you to pay monthly. I'll show you how to get unlimited popups on unlimited domains with NO MONTHLY FEES at all!
- What about delay timers? Do they work? Should you use them?
- How to get "free scripts" that do the "dirty work" for you
- How to create stunning exit cash pages in a few clicks
- 20 exit intent plugins for Wordpress you can dive into to see the wide variety of options available and make your own choice

I put ALL the new, exciting secrets I discovered into a report I call *Exit Bux Secrets Revealed*.

And no, I'm NOT charging an arm and a leg for it. It's just a few bux.

[You can get it here:](#)

One thing I discovered is really bonkers. In Exit Bux, you'll also find out: "*How to Use Push Notification Popups to Open Up a Whole New Way To Get Messages To Your Customers, Prospects and Affiliates.*"

It's a whole new type of list you can build with popups that gives you an entirely new way to get messages to your customers, prospects and affiliates.

But that's just the beginning.

I unraveled the GORDIAN KNOT.

Introducing Popups 4.0 – The Revolution

Finally, I figured it out.

I call it Popups 4.0. Actually, I hesitate to call it that because you KNOW how marketers are always into one upmanship.

Just the moment I call it Popups 4.0, someone will say they got popups 5.0. And the next person says they got 10.0. And before you know it, you're on Popups 10001!

lol.

In any event, these are NOT yo' mamma's popups.

It's an exciting new world that opens up new possibilities for you to get the word out about your products, services, freebies, funnels and more.

I even found out that there are now “artificial intelligence” popups

These popups KNOW what your buyers have already bought.

So if they already own product A, the popup program knows to show a popup for product B, not A.

And if the person has already see popup 1 for product B, it knows to show them popup 2 for product B!

Not only that, in the world of popups 1.0, they were intrusive and annoying, often covering up half or all the page.

But in Popups 4.0, you can actually have little slider popups that come up from the right side bottom of the screen.

Totally non-intrusive. But very effective.

The popups know if it's a visitor's first time to the page and can greet them with a message to match.

And if someone has visited a page or blog 10 times, the popups know it and can deliver a very different message to this recurring visitor who is obviously serious.

Are you beginning to see the potential for you in this new world of popups 4.0?

Here Are The 4 Gigantic Things I Figured Out That Can Add Exciting, New Ways For You To Promote

It's not that I'm so intelligent. Not at all. I was just obsessed with figuring this out and spent way too much time doing it! I'll save you a year of your life by just giving you my best secrets dirt cheap:

1. How to get popups that you can put on UNLIMITED DOMAINS

You won't be locked down to one domain and forced to pay practically ransom fees for putting your popups on other domains.

That's ridiculous. And my research was able to locate several vendors without this stupid restriction.

This secret alone can save you a MASSIVE amount of money. Think about it. These services soak you for \$30 to \$100 per month PER DOMAIN.

But I can show you how to get unlimited domains!

2. How to do it for FREE if you want

Obviously, you get a lot more bells and whistles if you can pay a few bucks (\$5 to \$12).

But if you want it free, you probably already have access to free popups and don't realize it.

Maybe you're starting on a shoestring and need the "free" plan. I got your back.

3. How to avoid recurring billing if that's a sore spot for you

I found a great source for "pay-as-you-go" popups that are very reasonably priced and have every advanced feature under the sun.

Not only that, there are some really powerful popup software programs that do as much or more than the expensive ones. And these software programs cost only \$12 to \$30 one-time fee.

4. How to create a simple, copy-paste 1-pager that allows ANY affiliate, partner, friend, ambassador or supporter to put your popup on THEIR pages, funnels, blog, thank you pages, download pages or elsewhere.

Yeah, I know.

That was a mouthful.

But this is the big kahuna.

This is where you can put your affiliates, Facebook followers, group members, product buyers, list members, JV partners and friends into action by making it copy-and-paste simple to add your popups

Here's what the 1-pager looks like:

4 Steps Away From Commissions

Please follow these simple steps:

STEP 1: Get Your copy paste code

Just highlight and copy the code below:

```
<div class="AW-Form-152250472"></div>
<script type="text/javascript">(function(d,
s, id) {
var js, fjs = d.getElementsByTagName(s)
[0];
if (d.getElementById(id)) return;
js = d.createElement(s); js.id = id;
js.src =
"HTTPS://YOURAFFILIATELINK.COM";
fjs.parentNode.insertBefore(js, fjs);
})(document, "script", "aweber-wjs-
d9rkprah8");
</script>
```

STEP 2: Get your affiliate URL

Register for the affiliate program, if you haven't already.

Register here:

<https://affiliatesignupurl.com>

Create your affiliate url

STEP 3: Paste Your Affiliate URL Into The Copy Paste Code From Step 1

In the code from step 1, find this

<https://affiliatelink.com>

And replace it with YOUR affiliate url from

That's just an example. It's not a "working page." I give you a full working page in [Exit Bux Secrets Revealed](#).

You can follow my model and create your own page. Or I give you my Thrive Architect file to import if you happen to use that page builder.

It's only 4 steps.

So it's very easy to create in your page builder of choice.

5. How to incentivize them for doing so by paying them a commission for sales, booked appointments or actions.

There's one important note here:

Because of the way the system had to be set up, it won't work on an "automated" basis with an affiliate platform like JVZoo, Warriorplus or Clickbank.

You can still do it. But it takes about 30 seconds to create the exit popup for an affiliate.

So if you use those networks, you just offer it to affiliates who are known to make sales.

But if you want it 100% automated, in the [Exit Bux report](#), I cover *How to Choose A "Stand Alone" Affiliate Software Program*.

What affiliate software does is lets your affiliates get a link they can use to promote your products or put on a popup so they get paid per sale or per action like booking an appointment.

You can use programs that are literally free to use. Or you can pay \$39 or so and get something with a boatload of options.

And I do mean a boatload.

And that's just ONE of your options.

What You Get With Exit Bux Secrets Revealed

1. I'm going to turn you onto the whole new world of what I call Popups 4.0.

I've outlined just some of the things above.

I'll turn you onto websites that deep dive into all different aspects of this.

I'll point out mind-blowing secrets I discovered.

I'll turn you onto case studies that show actual dollars being made from these new popups.

My report reveals all the awesome secrets I discovered.

2. I'll get you up to speed on all the different popup program options

You're going to see all the different popup programs available, so you're an educated consumer and not a sheep being led around in the dark.

3. I'll show you how to get your popups for free if you're on a shoestring budget

You probably already have popups available to you but don't realize it.

4. I'll show you how to get up to 5,000 free popups every month.

Depending on your traffic, this may be all you need.

5. I'll show you how to get the Lamborghini of popups on a "pay-as-you-go" basis, so you aren't locked into recurring billing.

You get all the features that will blow your mind for as little as \$5.

That's right. If you have as little as 5 bucks, you can have the very best popups available.

6. I'll show you how to pay \$12 to \$27 and get unlimited popups without the exorbitant fees

You'll find out how to save money and get a host of awesome features.

7. You'll find out the scoop on artificial intelligence popups

These are definitely more dollars in cost. This is a premium solution. But wow. If you already have traffic and sales or a blog that gets visitors, this could keep you up at night with excitement.

The thing is, this can give you a huge advantage over your competitors. And it's totally invisible to them.

They'll never have any idea how you're getting more people to buy than they do.

8. You get my example 1-pager you can model and give to your affiliates, partners and supporters

If you use Thrive Architect, you can import my 1-pager, if you know how to do that.

Otherwise, it's a simple page with only 4 steps. You can create it easily in any page builder you use.

9. I walk you through the 6-steps to setting up your 1-pager.

I make it as simple as

I can for you to create and set up your own 1-pager that has the potential to get your popups on dozens, hundreds or even thousands of sites and pages.

You get all this when you get *Exit Bux Secrets Revealed* now.

[Click Here To Get Exit Bux Secrets Revealed Now](#)

Would you like to give away this report and get paid?

If you would, [go here for the details](#) on how to rebrand this report with your affiliate link.

**Yes Tell Me More About Exit Bux
Secrets Revealed**